




F O R G E D I R O N S H A F T S

Standard Iron Shafts

SHAFT	WEIGHT	TORQUE	FLEXES*	TRAJECTORY	DESCRIPTION
True Temper® Dynamic Gold® Steel 	130g	1.7°	R300 S300, X100	Low/Mid	A constant weight heavy steel shaft for trajectory control and optimum weight feedback.
NS Pro 100 	112g	2.3°	R, S, X	Mid/High	A lightweight steel shaft that provides a good combination of distance, control, feel and playability.
Titleist 3970™ Graphite 	70g	3.5°	Soft R, R, S	High	A lightweight shaft that performs well for players seeking a higher launch angle and more spin.

Popular Custom Shafts

SHAFT	WEIGHT	TORQUE	FLEXES*	TRAJECTORY	DESCRIPTION
Precision Project X 	120g	1.9°	5.0 - 7.0	Low/Mid	A heavy steel shaft with a long taper rate for higher initial launch with a lower overall ball flight apex and tight dispersion pattern.
Precision Flighted Rifle 	114 - 134g	1.8°	4.5 - 7.0	Flighted	A descending weight shaft with an exaggerated change in flex point through the set to optimize ball flight for players seeking higher launch long irons and lower, controlled short irons.
True Temper Dynamic Gold SL 	109g	1.9°	R300, S300, X100	Low/Mid	A mid-weight steel shaft that is 20% lighter than Dynamic Gold and is good for players seeking lower launch and spin with less weight.

S flex weight and torque listed. *Some flexes are custom order. Additional shaft options available through the Titleist Custom Club Department.